



#YourGearUpgraded

"Wanna show off your hard work?  
Share a picture of your completed  
project with **#YourGearUpgraded**.  
Who knows, it might not be  
as bad as you thought"

## FLEXIBLE GROMMETS

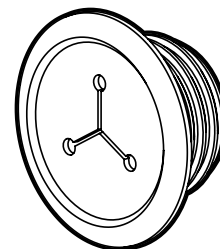
Model

**EGAV-CMIWF4-B1**

**EGAV-CMIWF4-W1**

**EGAV-CMIWF10-B1**

OWNERS GUIDE



### Confuzzled? Contact the ECHOGEAR Pros:



US: 1-855-428-2490



Europe: +44 (0) 800 0568188



US: [helpmehelpyou@ECHOGEAR.com](mailto:helpmehelpyou@ECHOGEAR.com)



Europe: [helpme@ECHOGEAR.com](mailto:helpme@ECHOGEAR.com)

## IMPORTANT SAFETY INSTRUCTIONS

PLEASE READ ENTIRE MANUAL PRIOR TO USE - SAVE THESE INSTRUCTIONS

**YEA, THE BORING STUFF ... *but read it, so you don't jack things up!***

*"apologies, to all the  
Jacks in the world"*

**⚠ CAUTION:** Avoid potential personal injuries and property damage!

- **For low voltage cabling only (HDMI, audio, coax or data cabling), DO NOT run power cords in-wall.**
- Please read through these instructions completely to be sure you're comfortable with this easy install process.
- Do not use this product for any purpose not explicitly specified by manufacturer.
- Manufacturer is not responsible for damage or injury caused by incorrect assembly or use.
- If you do not understand these instructions or have doubts about the safety of the installation, assembly or use of this product, contact The Echogear Pros at [www.echogear.com](http://www.echogear.com).

## WHAT'S IN THE BOX

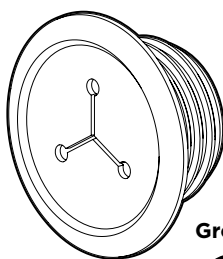
### ⚠ WARNING:

DON'T FEED TO CHILDREN!

This product contains small items that could be a choking hazard if swallowed.

Before starting assembly, verify all parts are included and undamaged. If any parts are missing or damaged, do not return the damaged item to your dealer; contact Customer Service.

Never use damaged parts!



Grommet

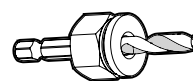
**01**

**EGAV-CMIWF4-B1** Qty. 4  
**EGAV-CMIWF4-W1** Qty. 4  
**EGAV-CMIWF10-B1** Qty. 10

**FREE**

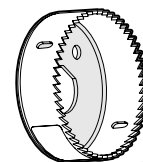
### TOY SURPRISE

Inside Every Box



Driver Bit  
(hole saw)

**02**



1 1/2 in.

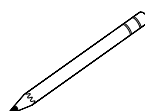
Hole Saw

**03**

## GRAB YOUR TOOLS



Tape Measure

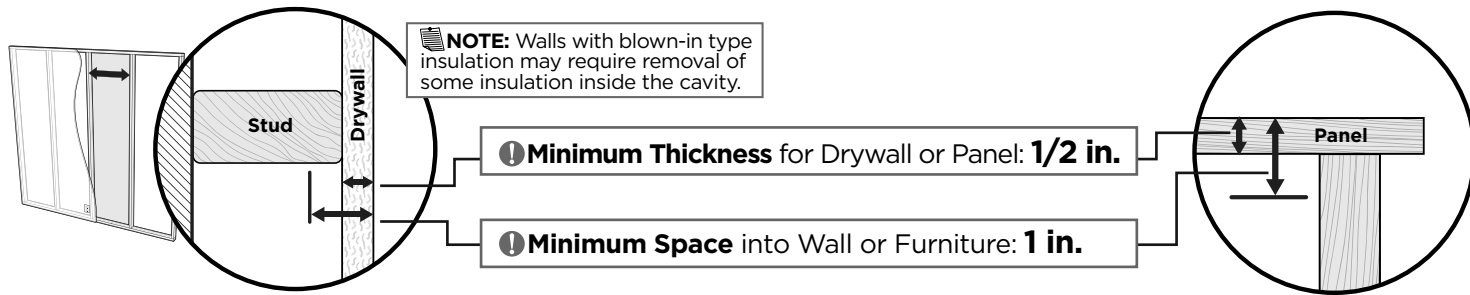


Pencil



Electric Drill


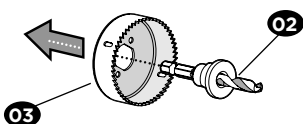
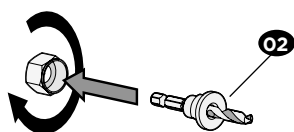
# ! VERIFY SURFACE COMPATIBILITY



## STEP 1

### MAKE SOME HOLES

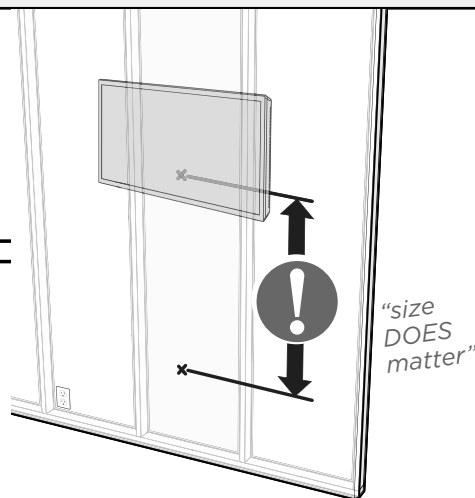
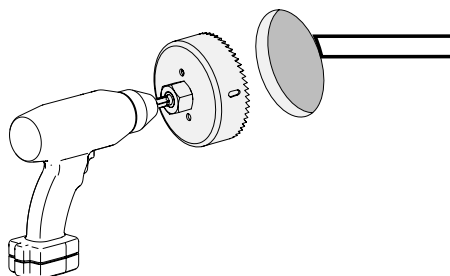
#### A Assemble Hole Saw



#### B Drill Holes

Drill the holes at your desired locations.

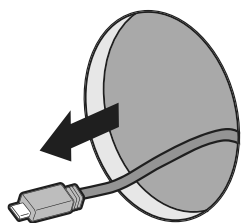
**! Verify your cable length BEFORE drilling.**



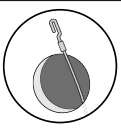
## STEP 2

### ASSEMBLE (1 grommet illustrated)


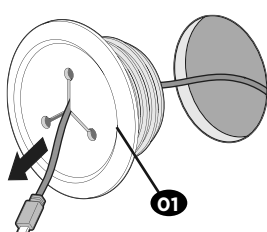
#### A Route Cable(s)




**TIP:** Use a fish tape to pull cables through the wall.



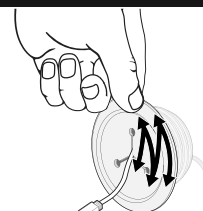
#### B Insert Grommets



#### C Power Up



#### TO REMOVE



### Confuzzled? Contact the ECHOGEAR Team 7 days a week:

**Legrand AV Inc.**  
6436 City West Parkway  
Eden Prairie, MN 55344 USA

1-855-428-2490 • ECHOGEAR.com  
helpmehelpyou@echogear.com

**Legrand AV Netherlands B.V.**  
Franklinstraat 14  
6003 DK Weert Netherlands

+44 (0) 800 0568188 • ECHOGEAR.com  
helpme@echogear.com

**Authorized Representative for the UK**  
Starline Holding Technology Ltd.  
Unit C Island Road  
Reading RG2 0RP UK

Legrand AV Inc. and its affiliated corporations and subsidiaries (collectively, "Legrand"), intend to make this manual accurate and complete. However, Legrand makes no claim that the information contained herein covers all details, conditions, or variations. Nor does it provide for every possible contingency in connection with the installation or use of this product. The information contained in this document is subject to change without notice or obligation of any kind. Legrand makes no representation of warranty, expressed or implied, regarding the information contained herein. Legrand assumes no responsibility for accuracy, completeness or sufficiency of the information contained in this document.

©2022 Legrand AV Inc. All Rights Reserved. ECHOGEAR is a Legrand AV Inc. brand and a registered trademark owned by Legrand. Made in China.

Legrand AV Inc. • 6436 City West Parkway • Eden Prairie, MN 55344 USA