

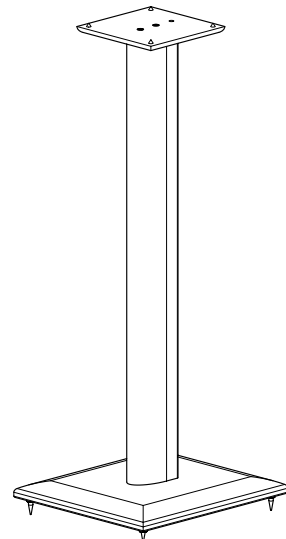


#YourGearUpgraded

EGAV-SFSBP2

Bookshelf SPEAKER STANDS

INSTRUCTION MANUAL



Before starting assembly, verify all parts are included and undamaged. If any parts are missing or damaged, do not return the item to your dealer; contact the ECHOGEAR Pros. Never use damaged parts!

YEA, THE BORING STUFF ... *but read it, so you don't jack things up!*

- ⚠ CAUTION:** Avoid potential personal injuries and property damage!
- Check your speaker owner's manual to see if there are any special requirements for mounting your speaker.
 - Please read through these instructions completely to be sure you're comfortable with this easy install process.
 - Do not use this product for any purpose not explicitly specified by manufacturer.
 - Manufacturer is not responsible for damage or injury caused by incorrect assembly or use.
 - If you do not understand these instructions or have doubts about the safety of the installation, assembly or use of this product, contact Customer Service.

***Confuzzled?* Contact the ECHOGEAR Pros:**

(North America)
P: 1-855-428-2490

helpmehelpyou@ECHOGEAR.com
ECHOGEAR.com

(Europe)
P: +44 (0) 800 0568188

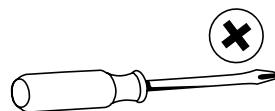
helpme@ECHOGEAR.com
ECHOGEAR.com

(Australia)
+61 (0) 7 3299 7000

Speaker Weight Limit: DO NOT EXCEED



Tools Needed

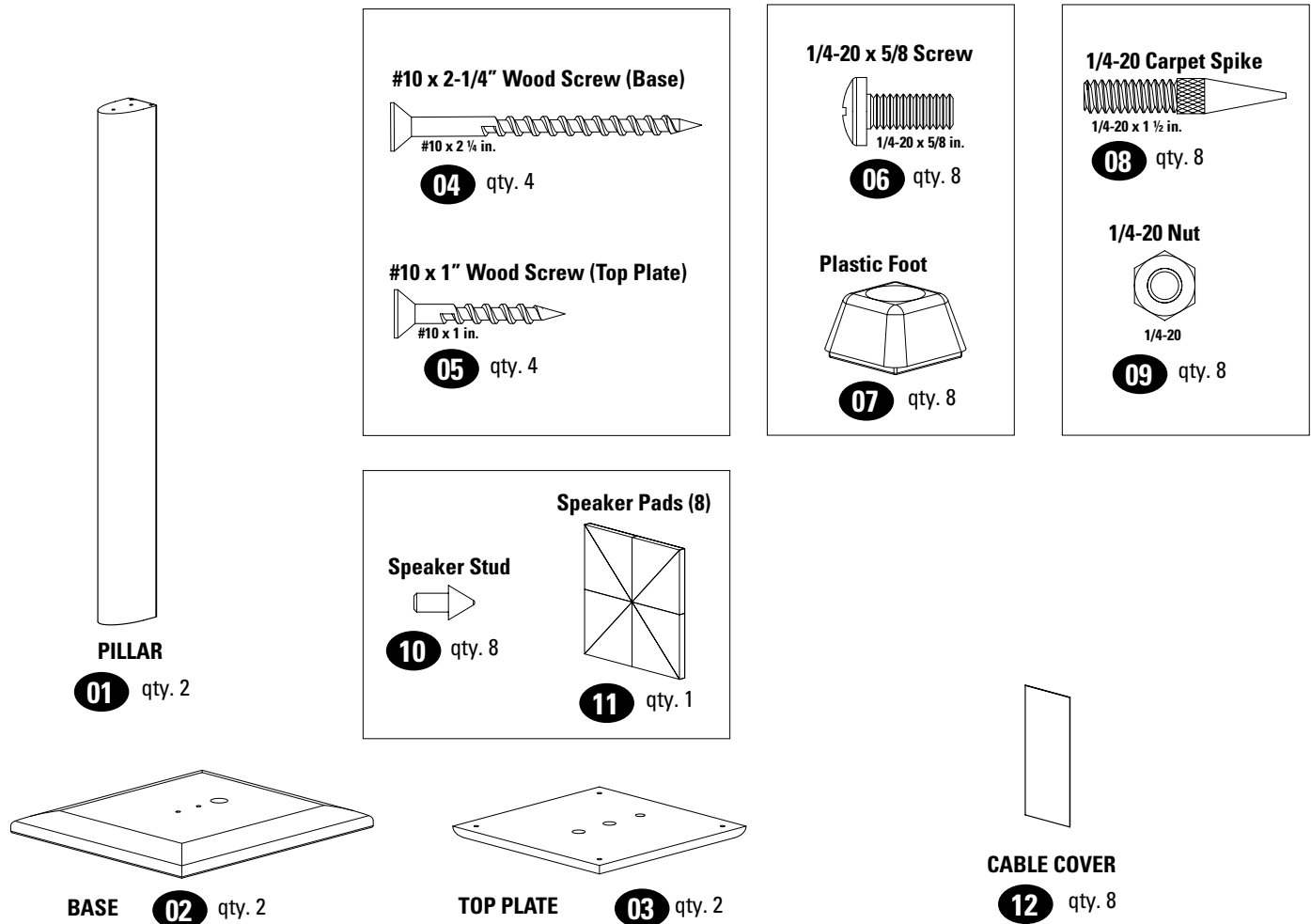


Phillips Screwdriver


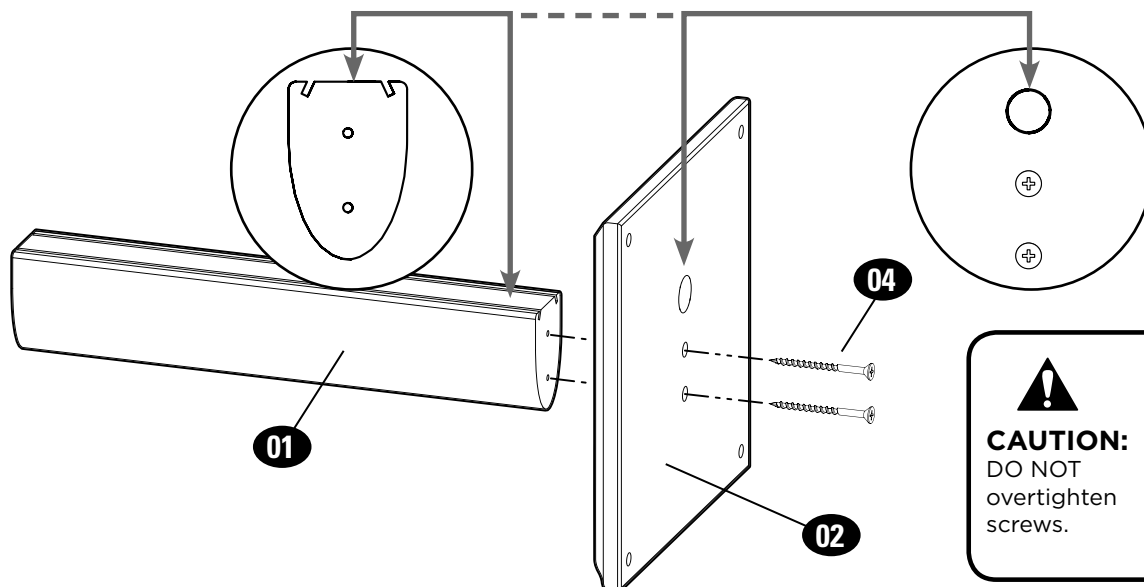
*"Give it back
to Phil when
you finish"*

What's in the Box ... What's IN THE Boooooox

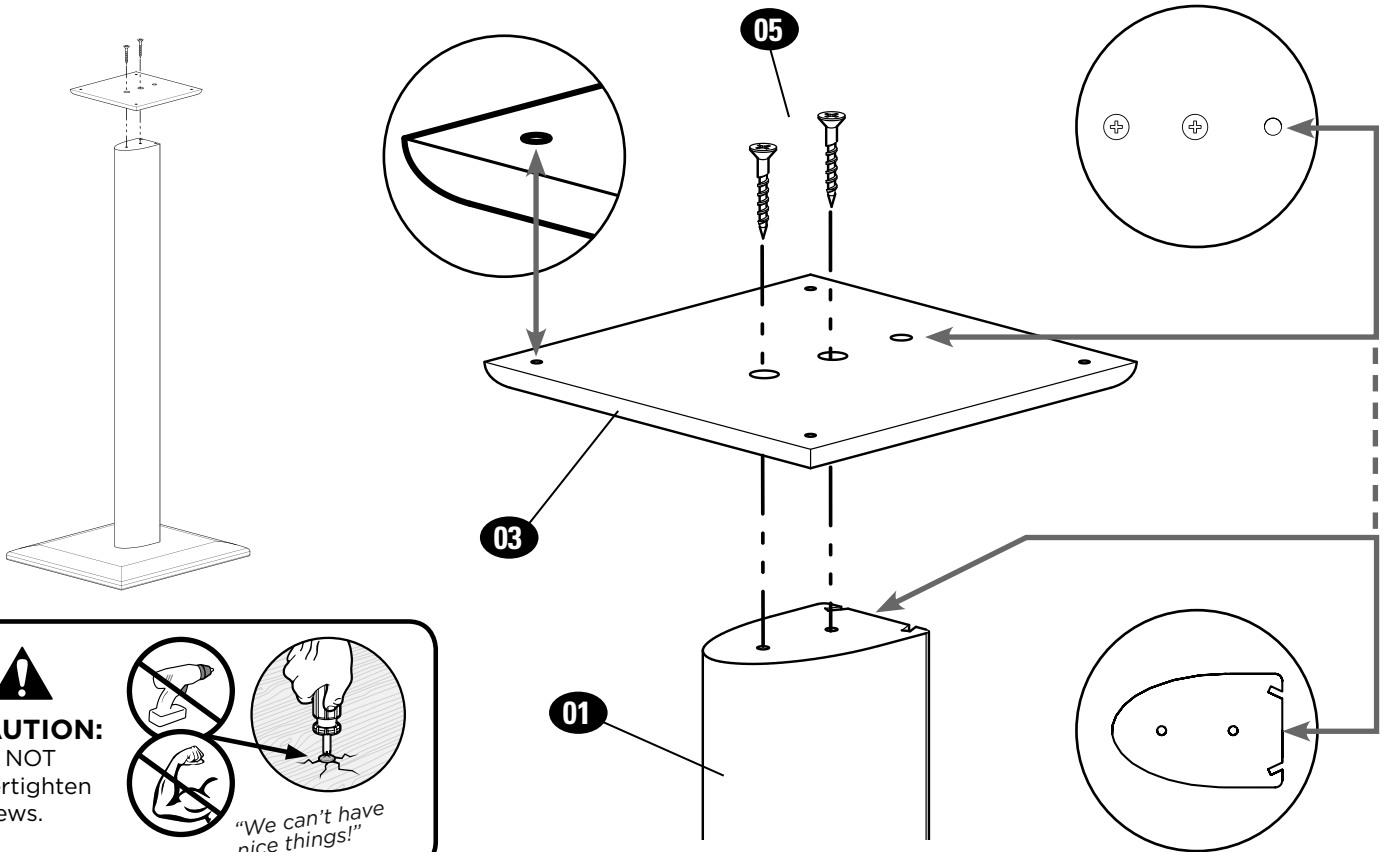
⚠ WARNING: DO NOT FEED TO CHILDREN! This product contains small items that could be a choking hazard if swallowed. Keep these items away from young children!




1



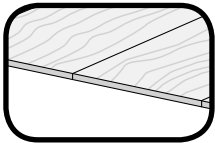
2



CAUTION:
DO NOT
overtighten
screws.



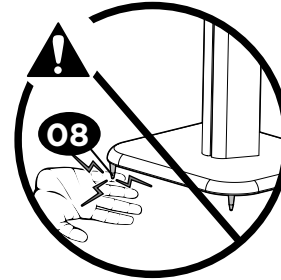
3



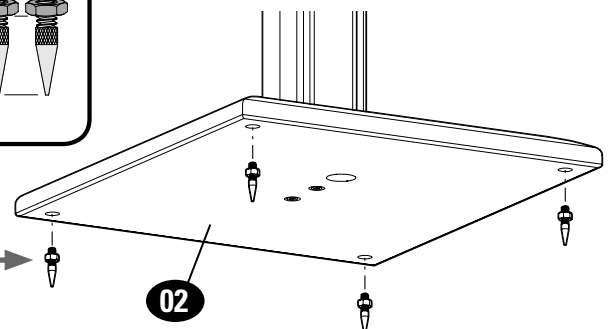
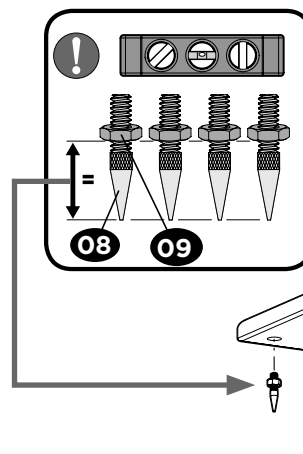
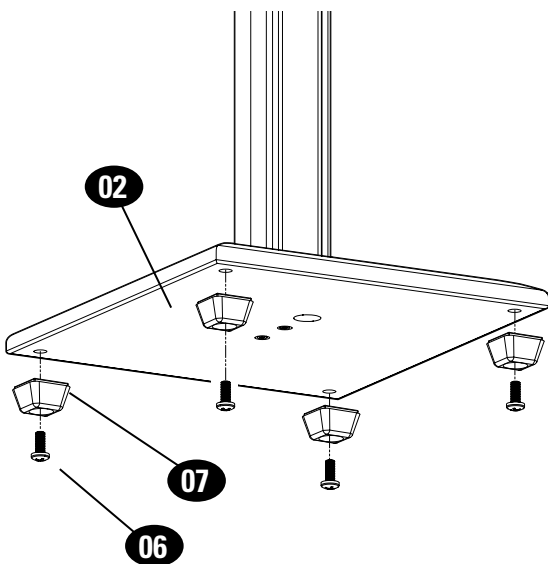
OR



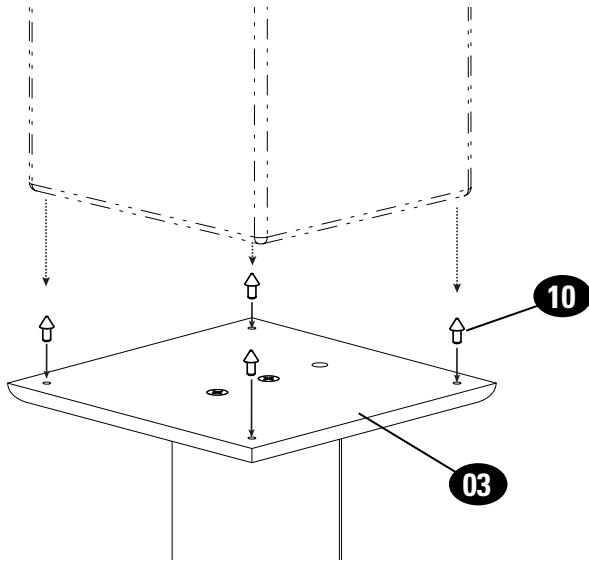
"Hey, nice rug
... it really
ties the room
together."



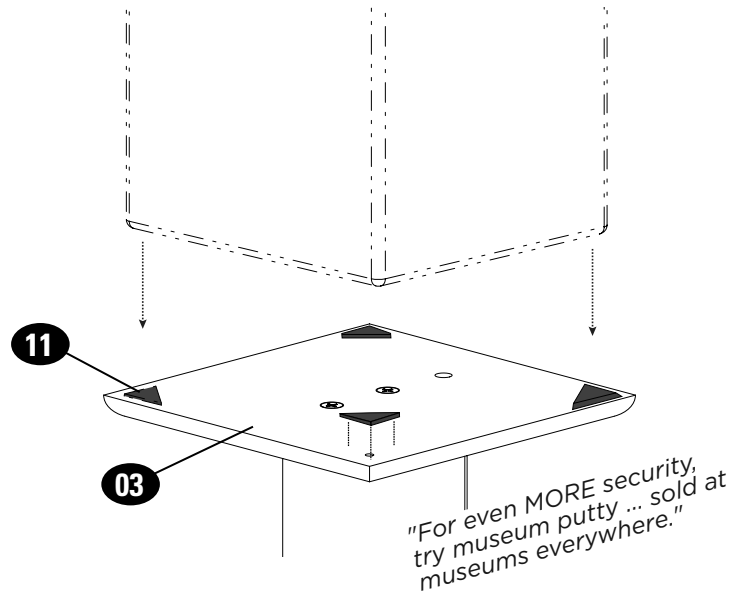
"Scratch [skrach]:
A boo boo that causes
temporary or permanent
damage to skin or flooring."



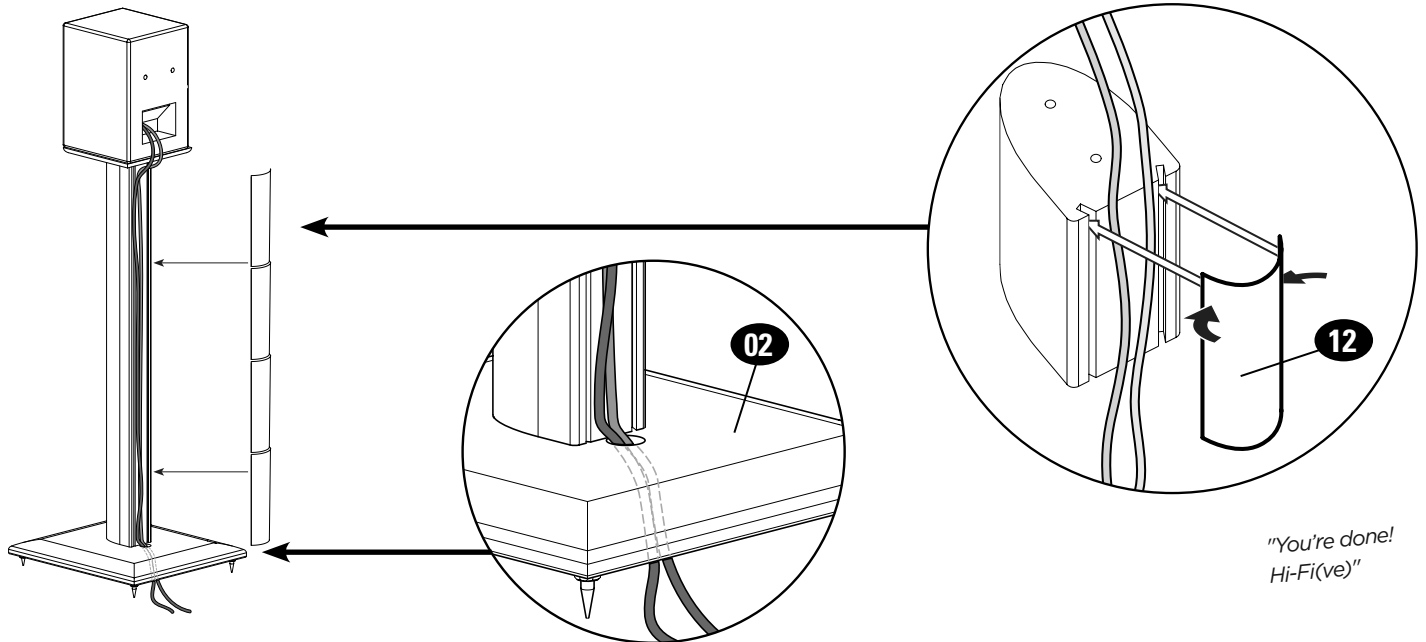
4



OR



5



"Wanna show off your hard work? Share a picture of your completed project with **#YourGearUpgraded**. Who knows, it might not be as bad as you thought"

Legrand AV Inc.

6436 City West Parkway
Eden Prairie, MN 55344 USA

P: 1-855-428-2490

helpmehelpyou@ECHOGEAR.com

ECHOGEAR.com

Legrand AV Netherlands B.V.

Franklinstraat 14 6003 DK Weert, Netherlands

P: +44 (0) 800 0568188

helpme@ECHOGEAR.com

ECHOGEAR.com

Legrand Australia

Unit 20/33 Meakin Road
Meadowbrook QLD 4131, Australia

P: +61 (0) 7 3299 7000

ECHOGEAR.com

Legrand AV Inc. and its affiliated corporations and subsidiaries (collectively, "Legrand"), intend to make this manual accurate and complete. However, Legrand makes no claim that the information contained herein covers all details, conditions, or variations. Nor does it provide for every possible contingency in connection with the installation or use of this product. The information contained in this document is subject to change without notice or obligation of any kind. Legrand makes no representation of warranty, expressed or implied, regarding the information contained herein. Legrand assumes no responsibility for accuracy, completeness or sufficiency of the information contained in this document.

©2019 Legrand AV Inc. All Rights Reserved. ECHOGEAR is a Legrand AV Inc. brand and a registered trademark owned by Legrand. Made in Malaysia.

Legrand AV Inc. • 6436 City West Parkway • Eden Prairie, MN 55344 USA

6901-602388 00